



BJ200 Box-type OTDR

Let's go in the grandway!



◆ BJ200 Box-type OTDR

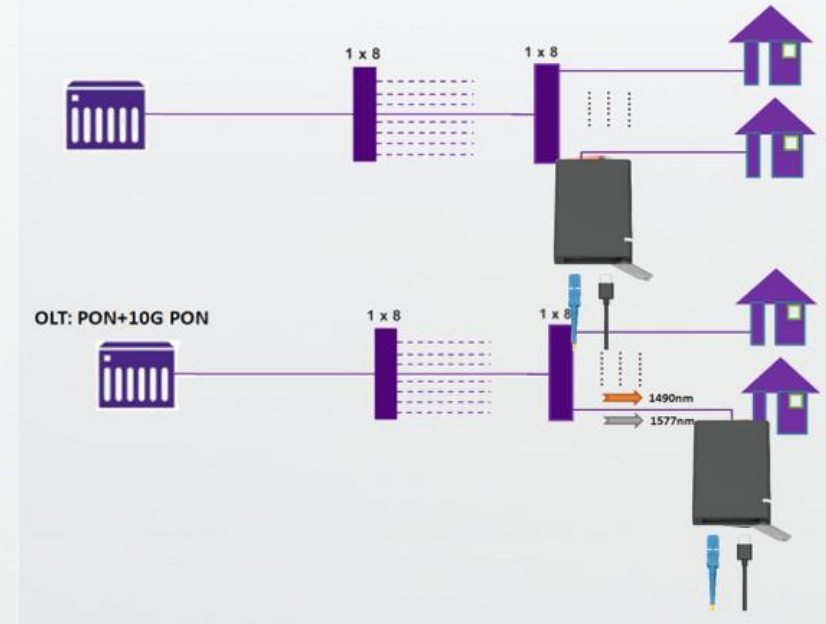
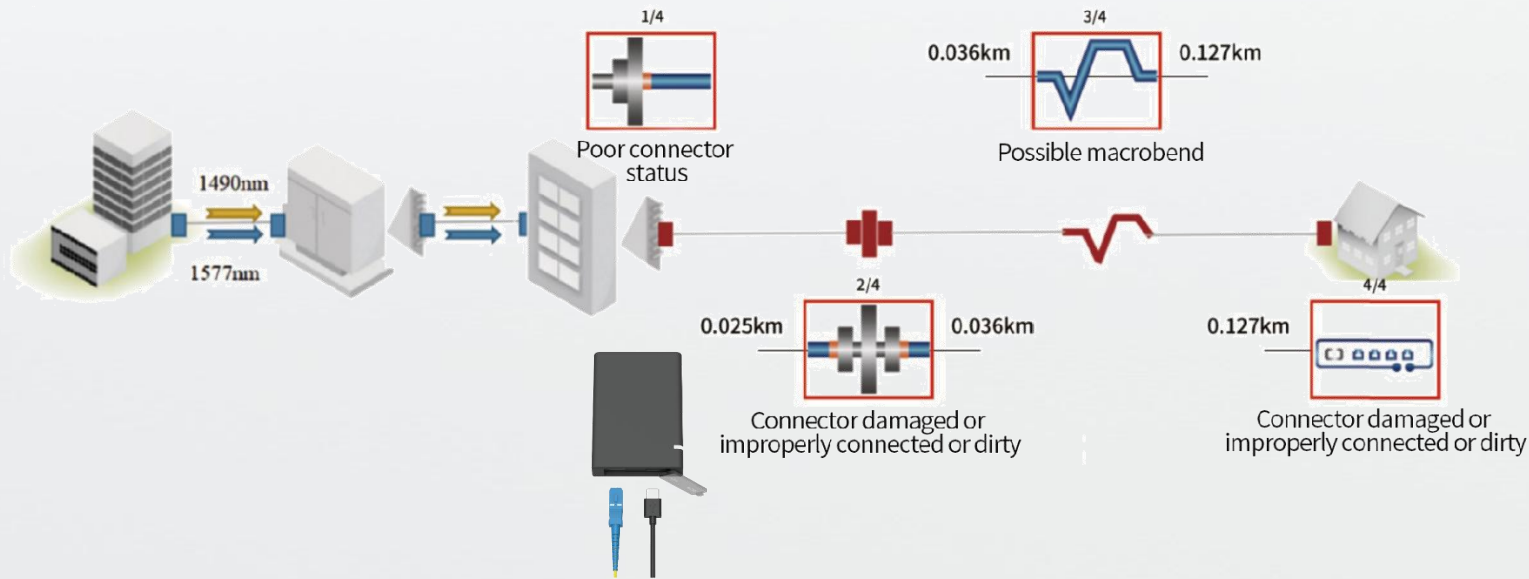


BJ200 Box-type OTDR

- 1550nm (1625nm/1650nm) single wavelength, support live fiber test
- Dynamic range up to 20dB, Small deadzone 1.5m/4.5m
- Suitable for FTTx last mile testing (first connector loss and ONU/Splitter connectivity state is measurable)
- Offline ONU identification (ONU connected or NO ONU)
- USB Type-C interface, Compatible with mainstream Android devices, plug and play
- OTDR testing on the phone app, easy to operate, quick response
- Support test PDF report generation on phone App directly

◆ BJ200 Box-type OTDR

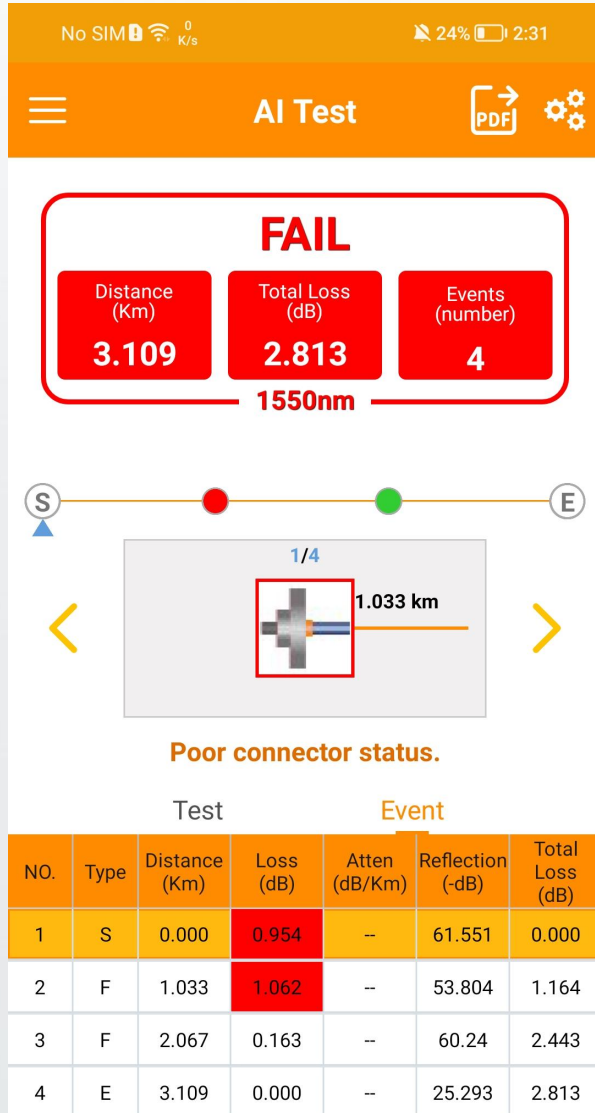
Application A: FTTH Last Mile Troubleshooting



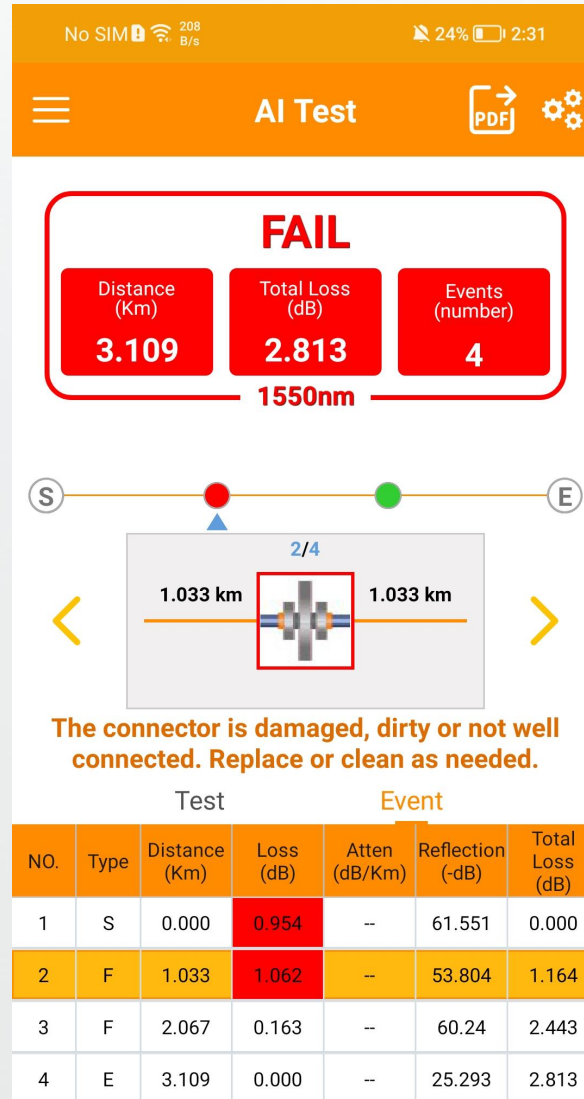
Support Last Splitter→ONT test
Support ONT→Last Splitter test

- First connector insertion loss and ONT/Splitter connectivity are measurable just by one button click
- More intuitive result display instead of OTDR curve
- Auto pass/fail judgement, suitable for unskilled installer

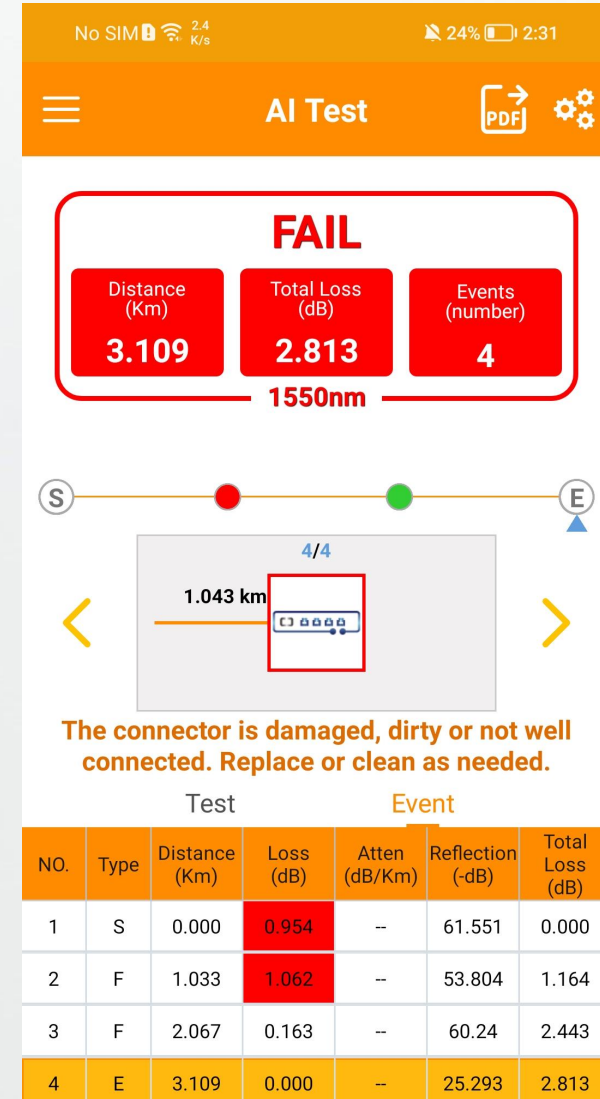
BJ200 Box-type OTDR



Bad first connector loss



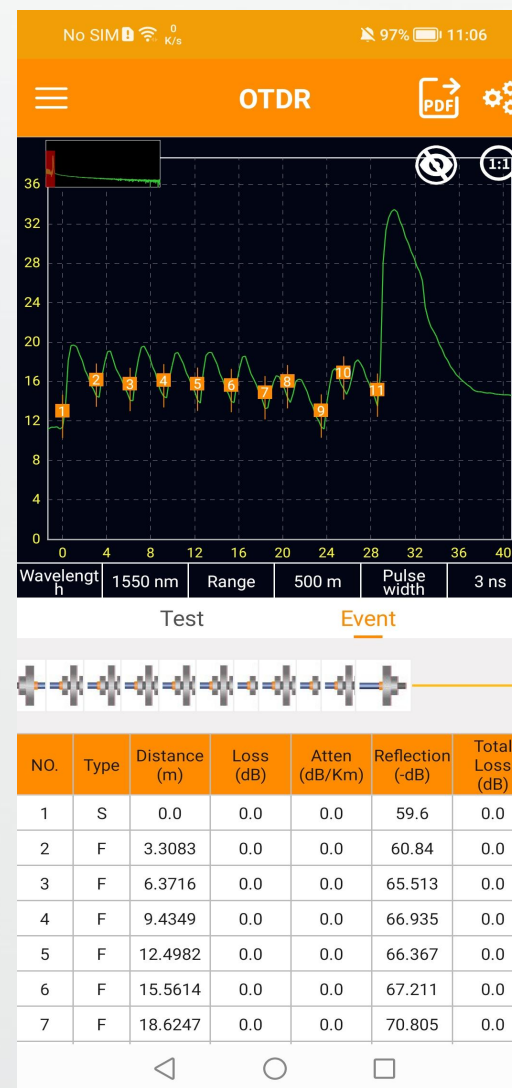
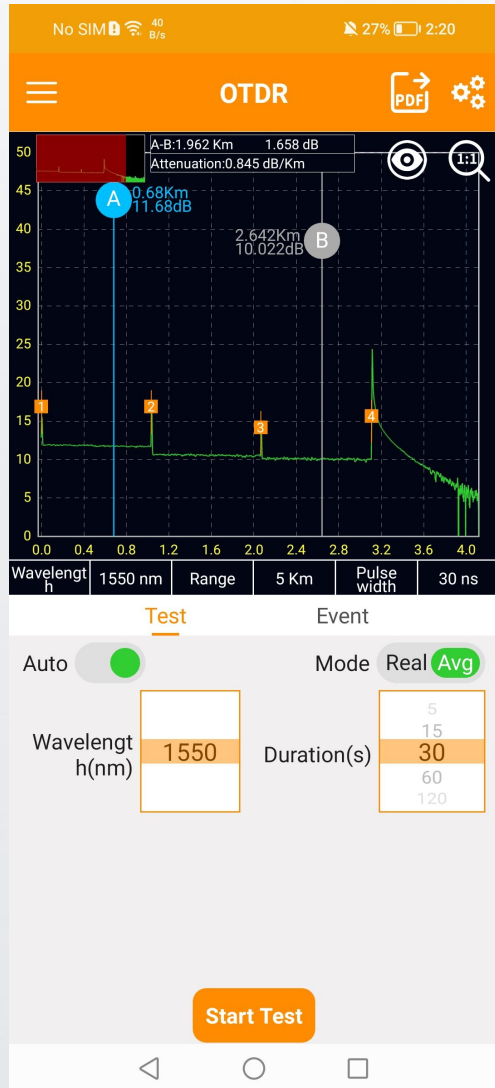
Bad connector loss



Bad connection on ONT

◆ BJ200 Box-type OTDR

Application B: OTDR trace with good performance

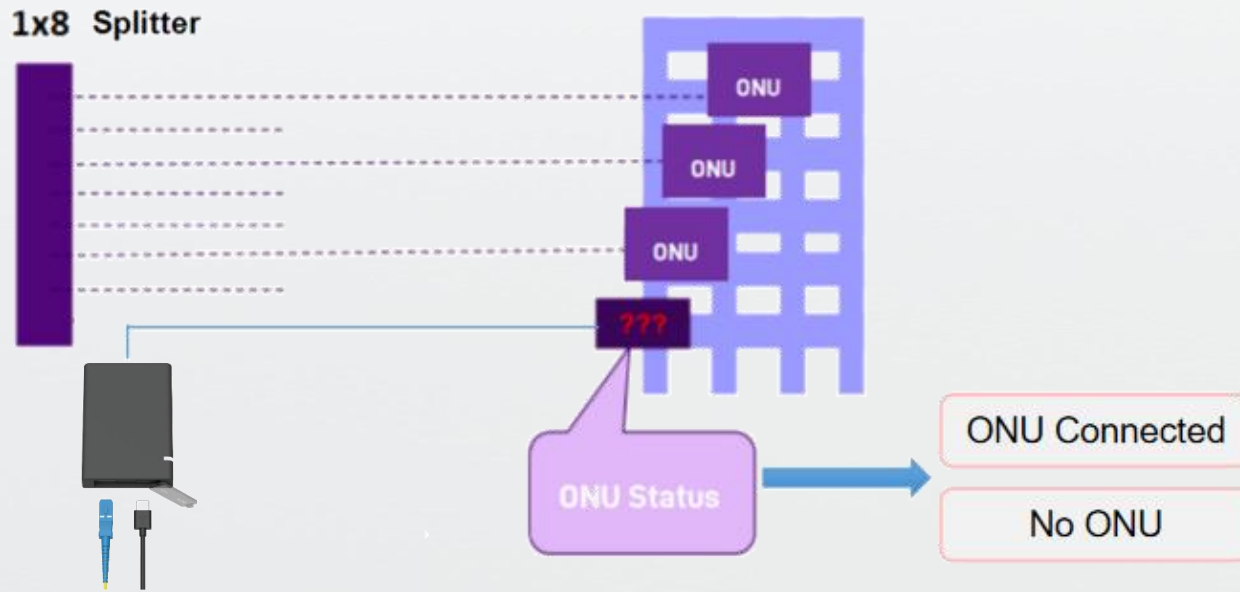


- Support Auto, Manual, realtime OTDR testing
- OTDR trace, event map, event list display on the same screen
- Support Pass/Fail auto judgement
- Support landscape mode to display OTDR trace

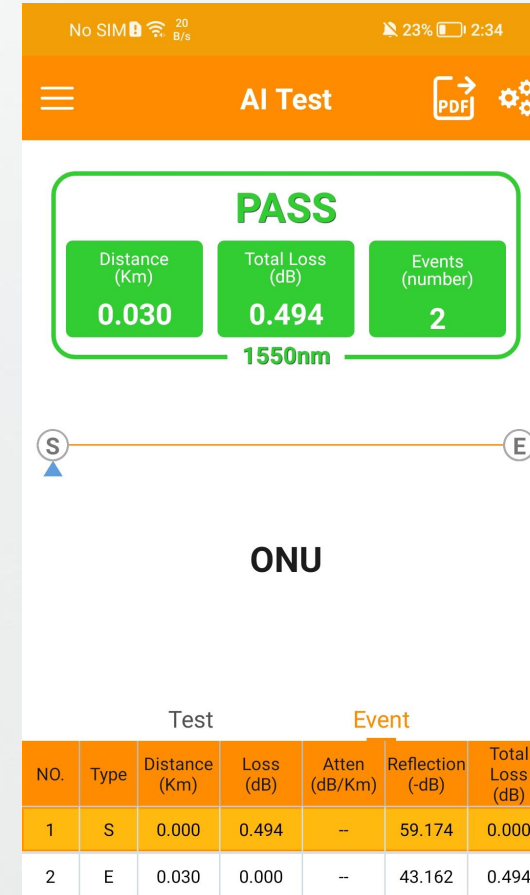
10pcs 3meters fiber

◆ BJ200 Box-type OTDR

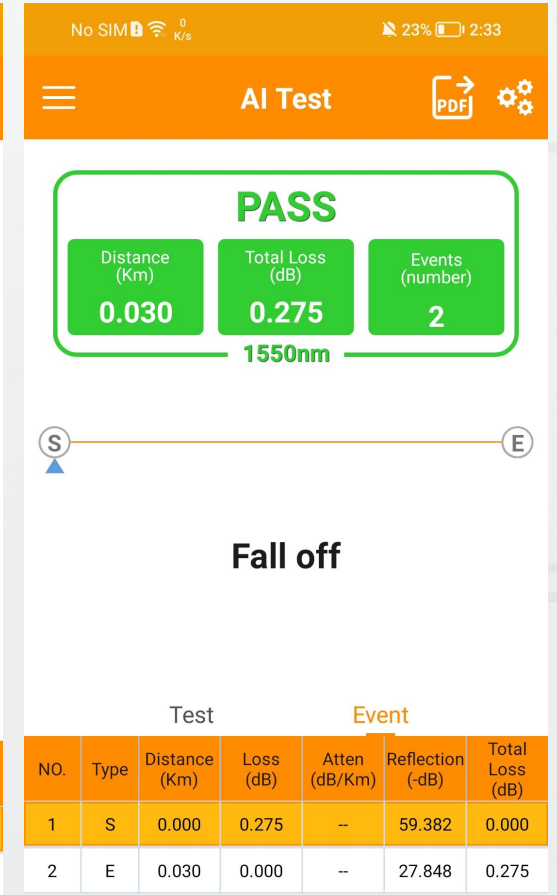
Application C: Exclusive Offline ONT detection



- Analyze the ONT status of each access fiber, which helps to release those occupied splitter ports without ONU connected to save port resource



ONU Connected



NO ONU

◆ BJ200 Box-type OTDR

Application D: Generate Test Report on-site

No SIM 239 B/s 100% 10:47

PDF Settings

Job ID _____

Contractor _____

Customer _____

Operator _____

- Fast PDF report generation on-site
- Customize test fiber project information

No SIM 60 B/s 28% 2:17

PDF

Overview
Total Length: 3.1092Km
Event: 4
Total Loss: 2.225(dB)
Average Loss: 0.716(dB/Km)

Configuration
Wavelength(nm): 1550
Pulse width: 30(ns)
Range: 5Km
Test Time(s): 30
End Threshold(dB): 3
IOR: 1.468

Trace

Link Map

Maker
A: 1.5489957Km 12.75dB
B: 2.6987448Km 12.75dB
A-B: 1.150 Km -0.000 dB(0.000 dB/Km)

Threshold
Total Loss(dB): 3.0
Splice Loss(dB): 0.8
Reflection(dB): -40.0
Connector Loss(dB): 0.8

NO.	Type	Distance (Km)	Loss (dB)	Event	Atten (dB/Km)	Reflection (-dB)	Total Loss (dB)
1	S	0.0	0.0			57.132	0.0
2	F	1.0333	1.05		0.189	53.032	0.195
3	F	2.0667	0.503		0.27	57.07	1.524
4	E	3.1092	0.0		0.19	29.012	2.225

EXPORT TO PDF

SINCE 1994

◆ Specifications

Items	Specifications
AI Test Mode	
Normal Mode	Single 1550nm (1625/1650nm is optional), support live test Dynamic range: 20dB Event deadzone: 1.5m, Attenuation deadzone: 4.5m
Last Mile Troubleshooting	Test Settings 1) ONU End (Test from splitter towards ONU) 2) Splitter (Test from ONU towards splitter) First connector insertion loss and the ONU/Splitter connectivity state can be tested
Offline ONU Status Detection	Results 1: ONU 2: NO ONU
OTDR Module	
Wavelength	Single 1550nm (1625/1650nm is optional), support live test
Dynamic Range	20dB
Deadzone	Event deadzone: 1.5m, Attenuation deadzone: 4.5m
Test Range	500m, 1km, 2km, 5km, 10km, 20km, 40km, 60km
Pulse Width	3ns~20us
Test Mode	Auto, Manual, Realtime
Distance Accuracy	$\pm(1m+Test\ distance\times 3\times 10^{-5}+Sampling\ resolution)$ (excluding IOR uncertainty)
Others	
Optical Interface	SC/UPC (APC is optional)
Electric Interface	USB Type-C
Operation mode	Android phone APP operation
Working Temp	-10°C~+50°C
Dimension	85.8Lx60.8Wx18H(mm)
Weight	80g