Small and portable, smooth operation

Mini
Optical Time-domain reflectometer

Event Map
OPM
VFL
OTDR
LS
RJ45 Seqence
RJ45 Track
System
File Management

POWERFUL FUNCTIONAL EXPERIENCE

OTDR

OPM

VFL

Event Map

Laser Source

Sequence&Tracker

One machine in hand

Both installation and maintenance are available

It has all the functions

OTDR、Event map、VFL、Laser source、flashlight OPM、Sequence&Tracker

Full Touch capacitive screen operation smooth

One-hand control smooth touch screen

Bluetooth communication supports APP Operation

Mobile app can be realized

wireless control and data sharing, support printing

Optical Network Tester

The judgment of coupling state of joint is intuitionistic and concise

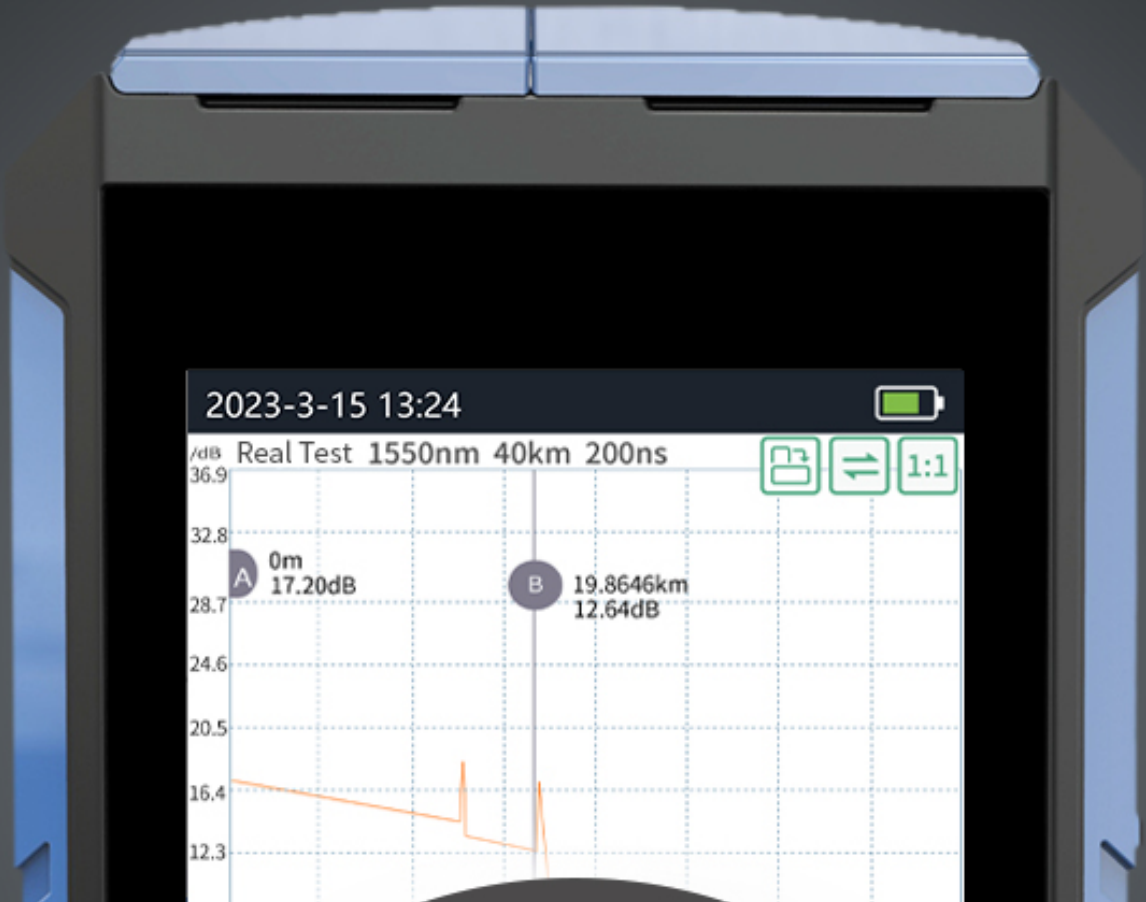
2023-3-15 13:24
/dB
Real Test 1550nm 40km 200ns
1:1
36.9
32.8
28.7
24.6
20.5
16.4
12.3
A
0m
17.20dB
B
19.8646km
12.64dB

8.2
4.1
ect viewing
output port
Please clean the fiber optic port

Optical Network Tester

OPM supports simultaneous and accurate measurements at 1490nm/1577nm

Splitting optical power meter interface
(Splitting optical power meter is optional)

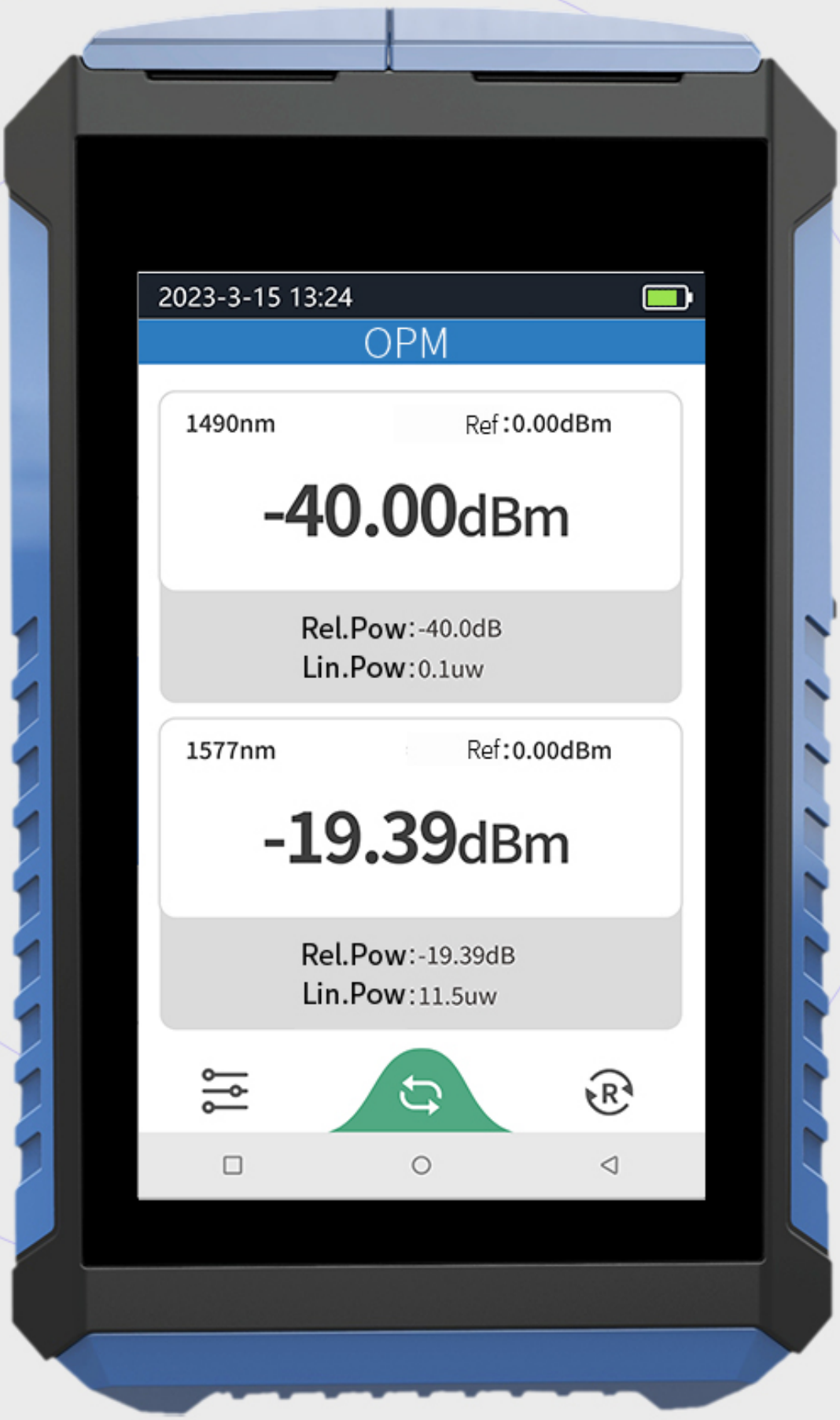

2023-3-15 13:24

OPM

1490nm Ref:0.00dBm

-40.00dBm

Rel.Pow:-40.0dB
Lin.Pow:0.1uw

1577nm Ref:0.00dBm

-19.39dBm

Rel.Pow:-19.39dB
Lin.Pow:11.5uw

Ordinary optical power meter interface

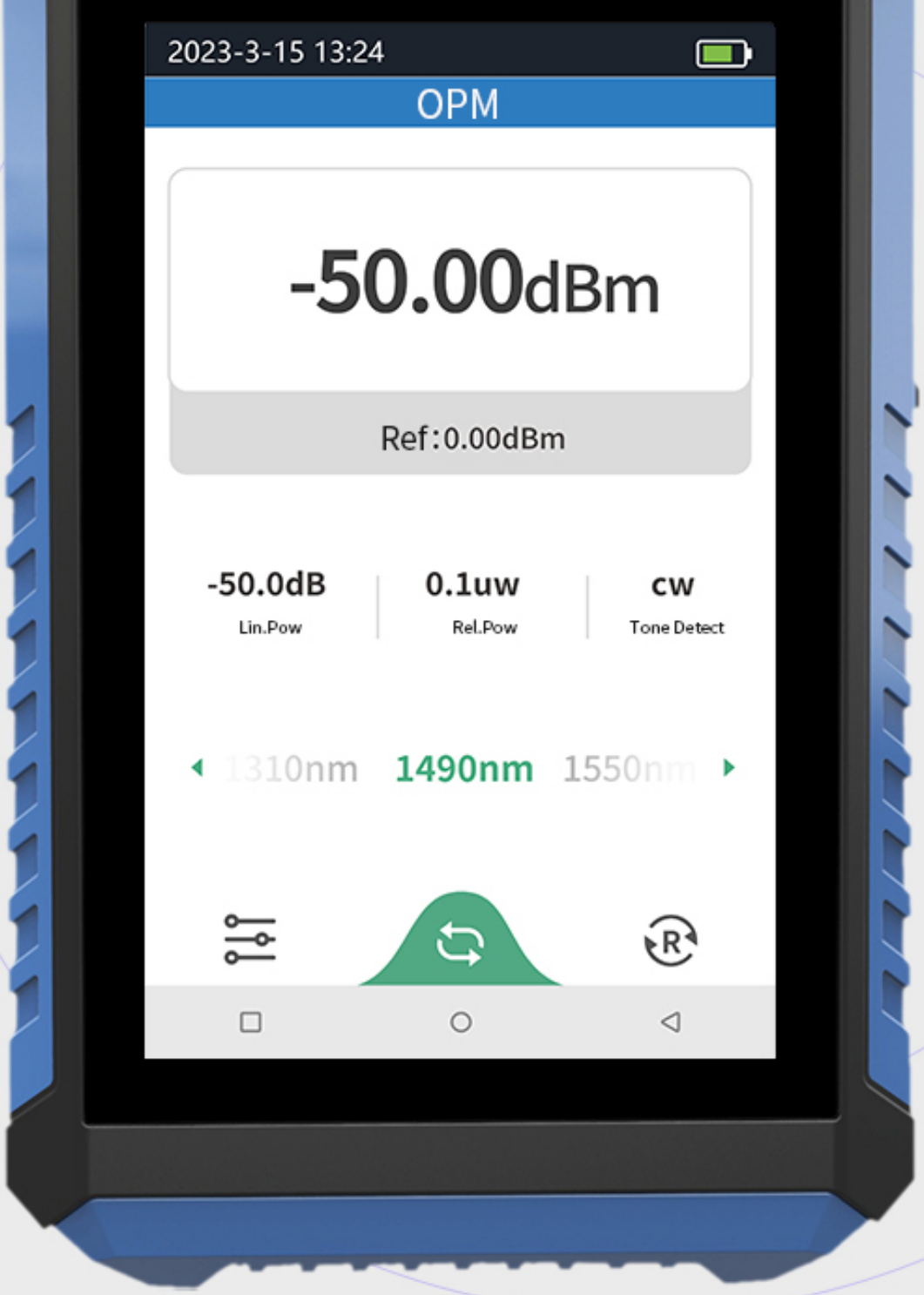
2023-3-15 13:24
OPM
-50.00dBm
Ref:0.00dBm
-50.0dB
Lin.Pow
0.1uw
Rel.Pow
cw
Tone Detect
1310nm
1490nm
1550nm

Optical Network Tester

Support 1490/1577 nm band light test

Easy to test the break point, Bend, loss point, support splitter identification, display intuitive

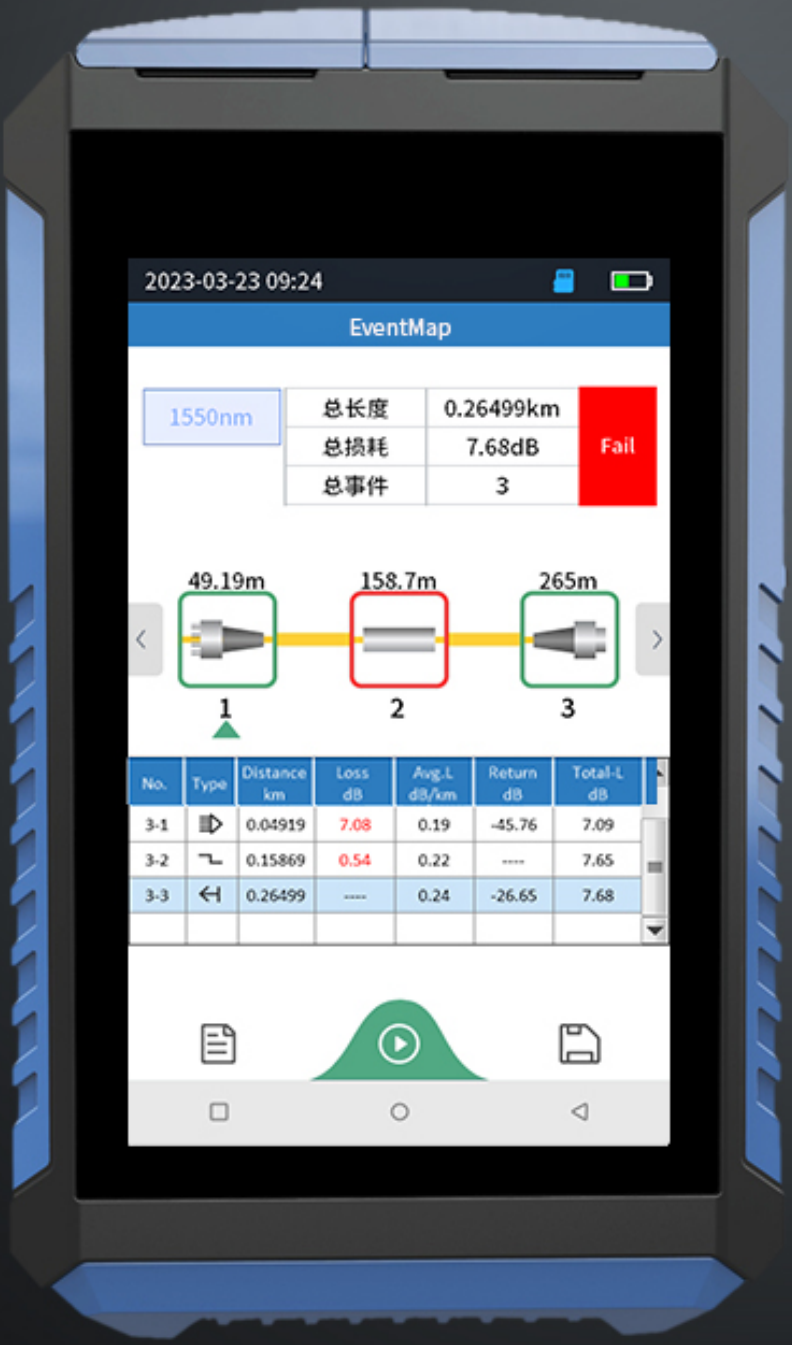

2023-03-23 09:24

EventMap

1550nm			
	总长度	0.26499km	Fail
	总损耗	7.68dB	
	总事件	3	

49.19m
158.7m
265m
1
2
3

No.	Type	Distance km	Loss dB	Avg.L dB/km	Return dB	Total-L dB
3-1	⊳	0.04919	7.08	0.19	-45.76	7.09
3-2	⌐	0.15869	0.54	0.22	----	7.65
3-3	⇤	0.26499	----	0.24	-26.65	7.68

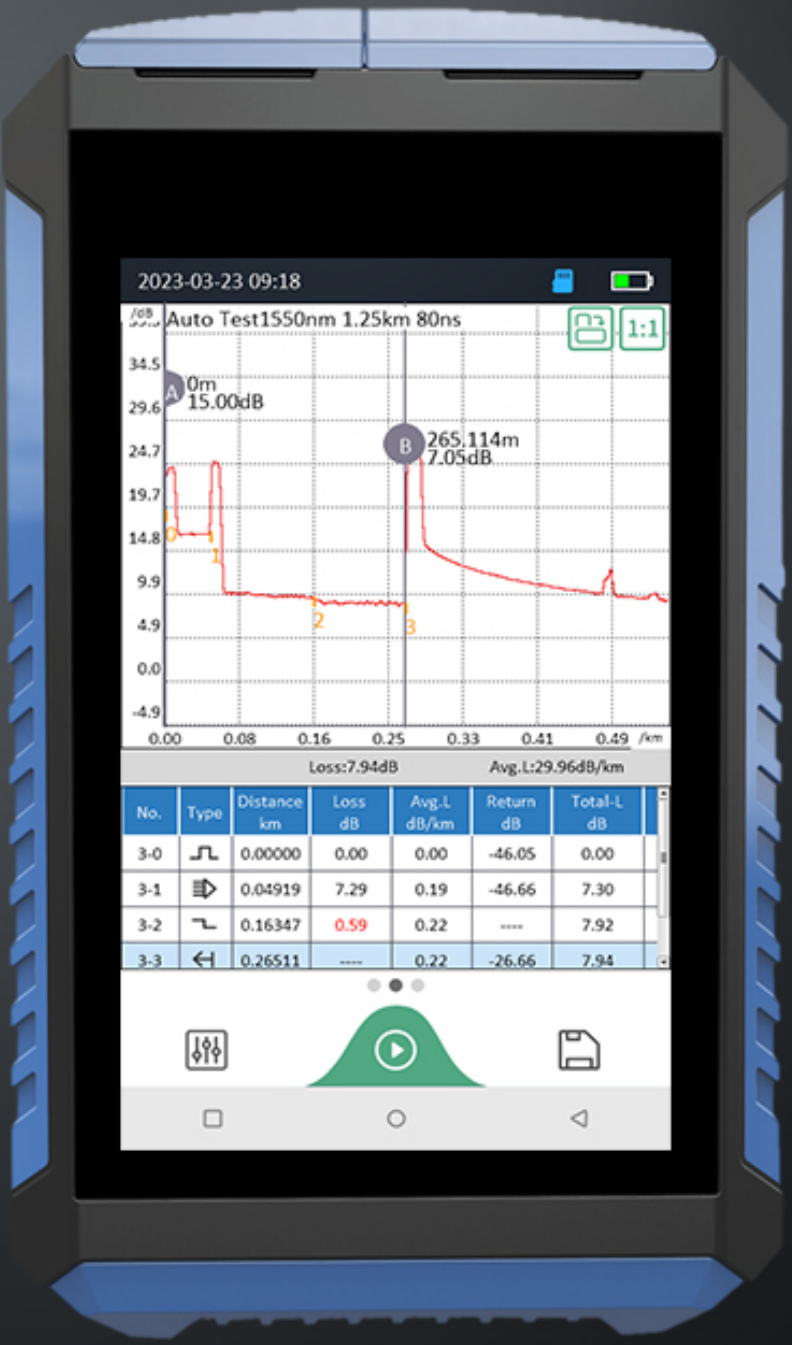

2023-03-23 09:18

Auto Test1550nm 1.25km 80ns

1:1
/dB
34.5
29.6
24.7
19.7
14.8
9.9
4.9
0.0
-4.9
A
0m
15.00dB
B
265.114m
7.05dB
0
1
2
3
0.00
0.08
0.16
0.25
0.33
0.41
0.49
/km

Loss:7.94dB Avg.L:29.96dB/km

No.	Type	Distance km	Loss dB	Avg.L dB/km	Return dB	Total-L dB
3-0	⎍	0.00000	0.00	0.00	-46.05	0.00
3-1	⊳	0.04919	7.29	0.19	-46.66	7.30
3-2	⌐	0.16347	0.59	0.22	----	7.92
3-3	⇤	0.26511	----	0.22	-26.66	7.94

Optical Network Tester

Support guide cable and Receiving cable setup

Users can customize the length of the guide cable and the receiving cable

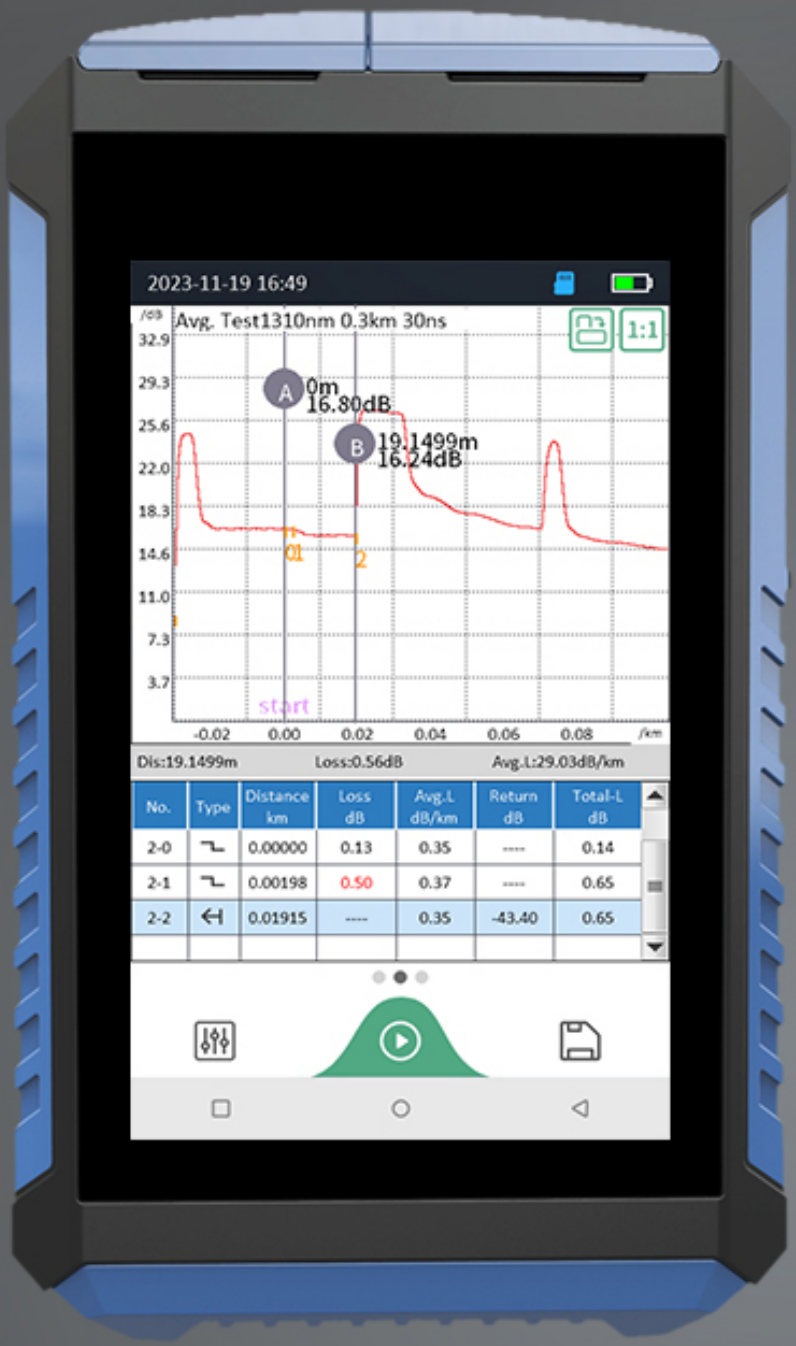

2023-11-19 16:49

Avg. Test1310nm 0.3km 30ns

/dB
32.9
29.3
25.6
22.0
18.3
14.6
11.0
7.3
3.7
-0.02
0.00
0.02
0.04
0.06
0.08
/km
1:1
A
0m
16.80dB
B
19.1499m
16.24dB
01
2
start

Dis:19.1499m Loss:0.56dB Avg.L:29.03dB/km

No.	Type	Distance km	Loss dB	Avg.L dB/km	Return dB	Total-L dB
2-0	┐	0.00000	0.13	0.35	----	0.14
2-1	┐	0.00198	0.50	0.37	----	0.65
2-2	⇤	0.01915	----	0.35	-43.40	0.65

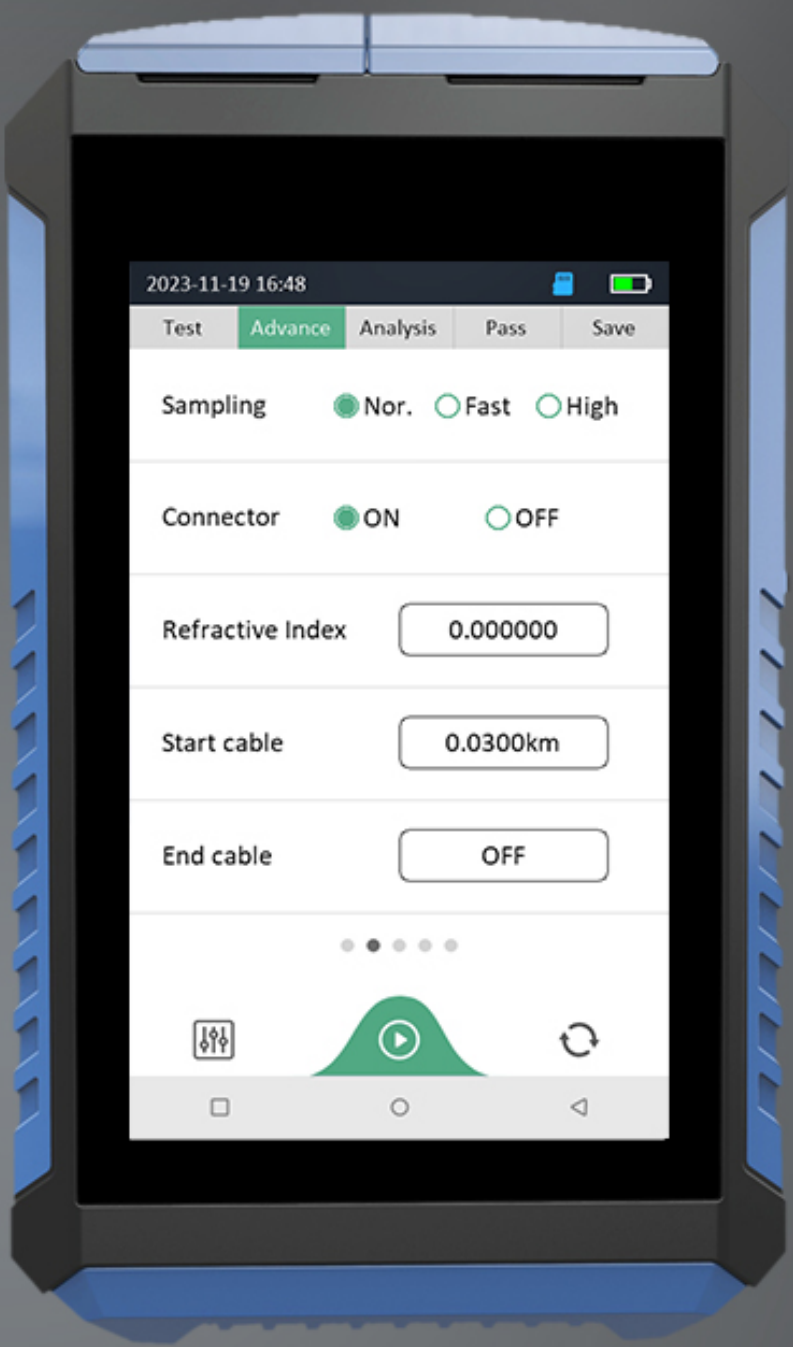

2023-11-19 16:48

Test
Advance
Analysis
Pass
Save

Sampling ● Nor. ○ Fast ○ High

Connector ● ON ○ OFF

Refractive Index 0.000000

Start cable 0.0300km

End cable OFF

The 1310&1550 dual wavelength models support dual wavelength testing and can measure macro bends

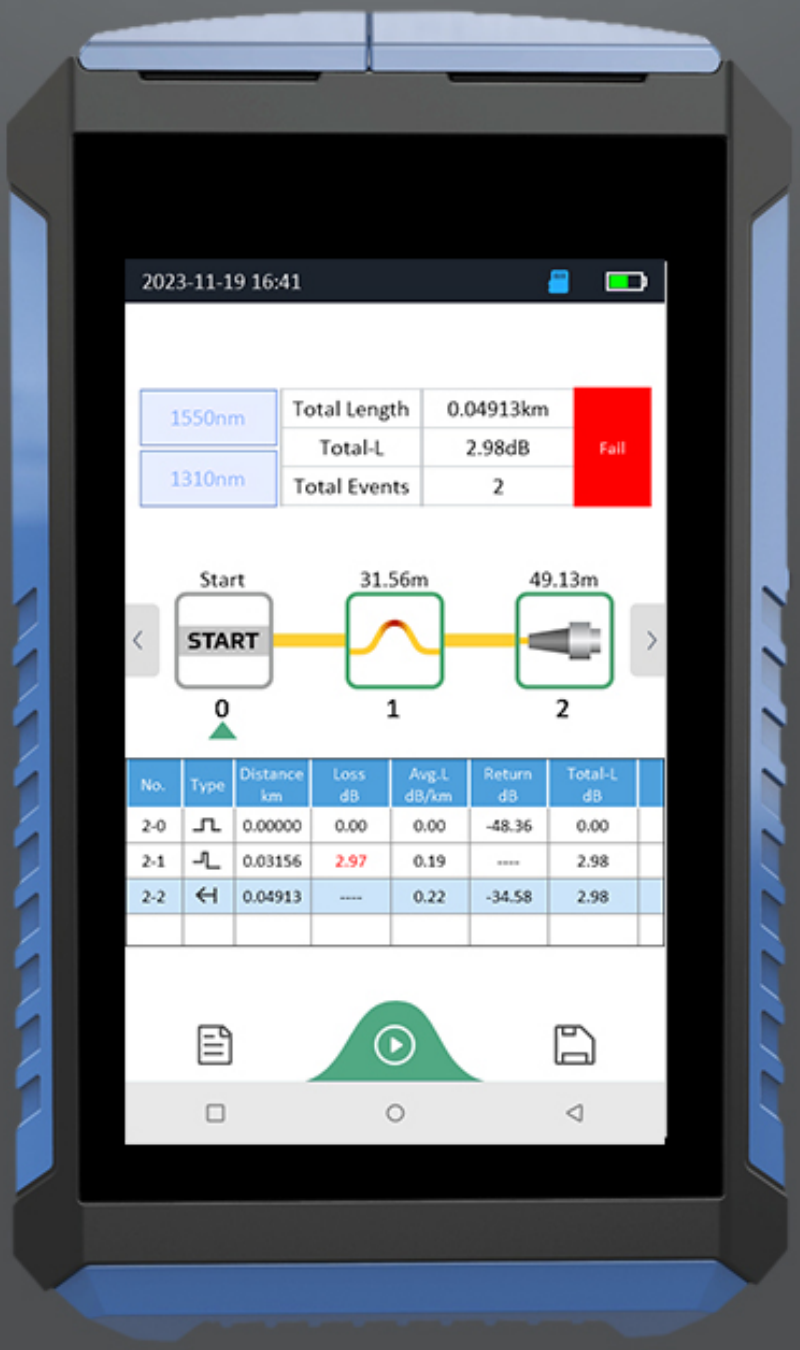

2023-11-19 16:41

1550nm 1310nm	Total Length	0.04913km	Fail
	Total-L	2.98dB	
	Total Events	2	

Start
START
0
31.56m
1
49.13m
2

No.	Type	Distance km	Loss dB	Avg.L dB/km	Return dB	Total-L dB
2-0	⎍	0.00000	0.00	0.00	-48.36	0.00
2-1	⏋	0.03156	2.97	0.19	----	2.98
2-2	↤	0.04913	----	0.22	-34.58	2.98

Optical Network Tester

The minimum blind area is 1.5 m the maximum dynamic

range is 26 dB

1550nm support 1490/1577nm band light test support 3m Jumper Test, the longest test distance of 100km

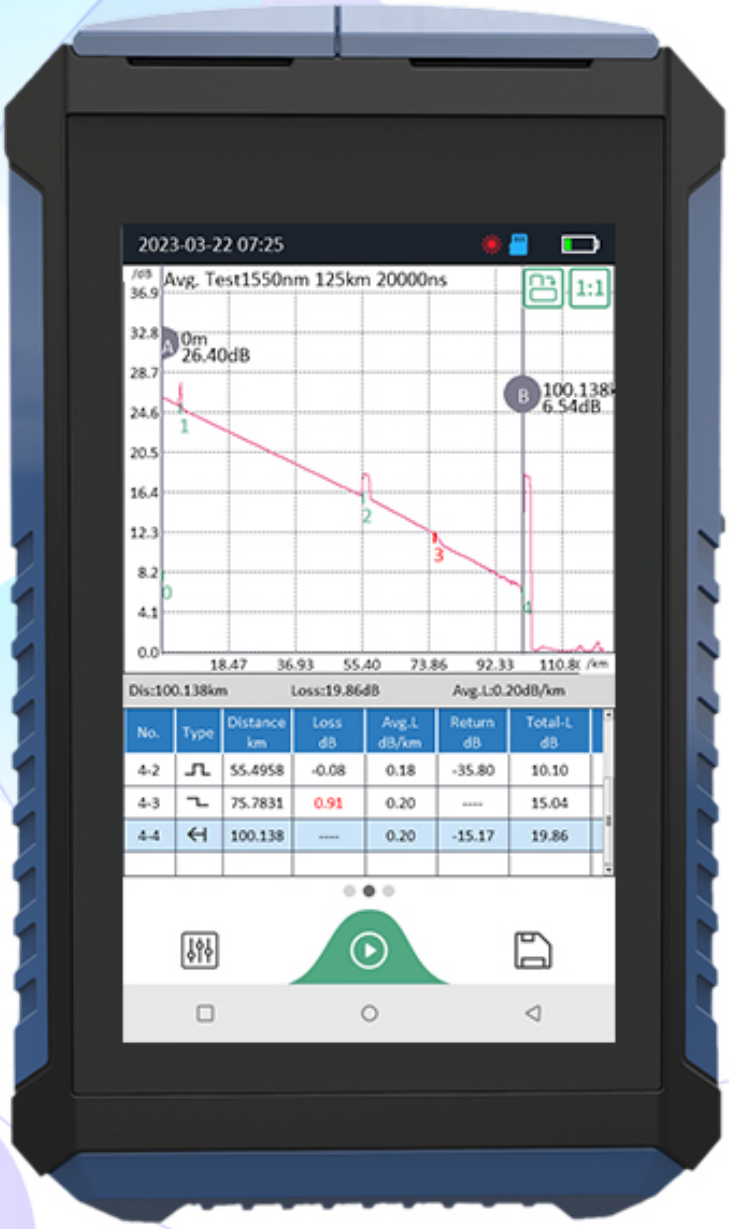
2023-03-22 07:25
Avg. Test1550nm 125km 20000ns
1:1
/dB
36.9
32.8
28.7
24.6
20.5
16.4
12.3
8.2
4.1
0.0
A
0m
26.40dB
B
100.138
6.54dB
0
1
2
3
4
18.47
36.93
55.40
73.86
92.33
110.8
/km

Dis:100.138km Loss:19.86dB Avg.L:0.20dB/km

No.	Type	Distance km	Loss dB	Avg.L dB/km	Return dB	Total-L dB
4-2	⎍	55.4958	-0.08	0.18	-35.80	10.10
4-3	┐	75.7831	0.91	0.20	----	15.04
4-4	↤	100.138	----	0.20	-15.17	19.86

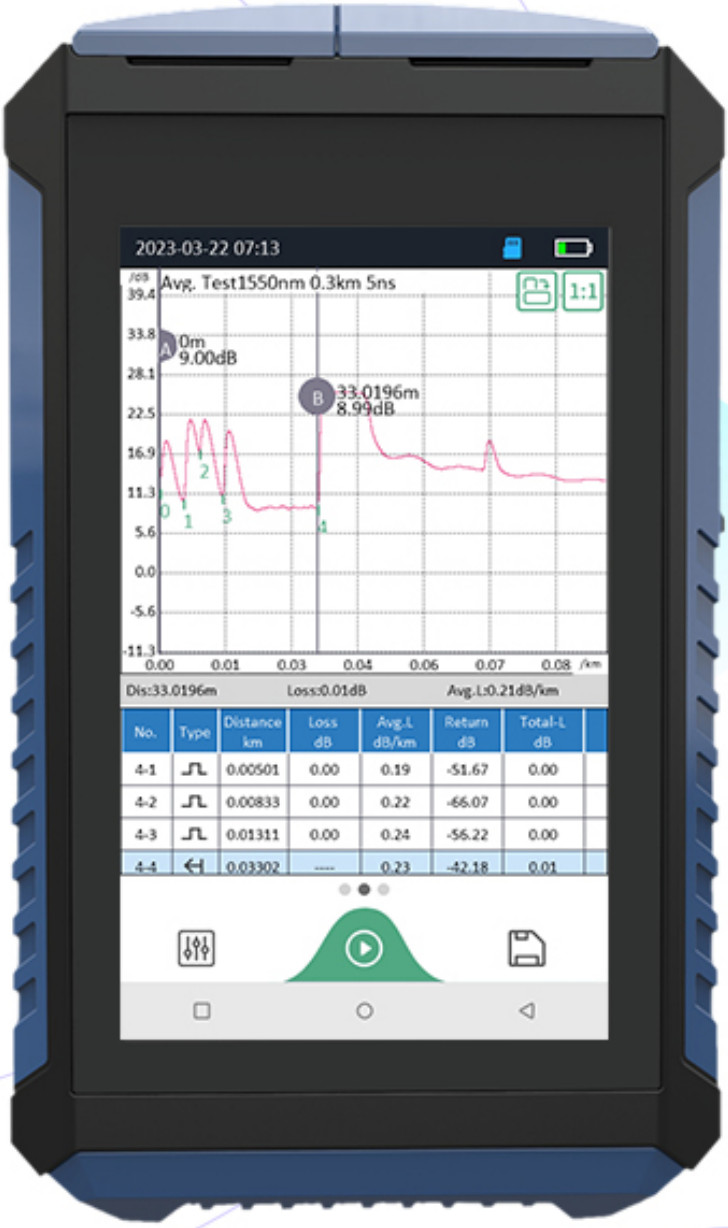
2023-03-22 07:13
Avg. Test1550nm 0.3km 5ns
1:1
/dB
39.4
33.8
28.1
22.5
16.9
11.3
5.6
0.0
-5.6
-11.3
A
0m
9.00dB
B
33.0196m
8.99dB
0
1
2
3
4
0.00
0.01
0.03
0.04
0.06
0.07
0.08
/km

Dis:33.0196m Loss:0.01dB Avg.L:0.21dB/km

No.	Type	Distance km	Loss dB	Avg.L dB/km	Return dB	Total-L dB
4-1	⎍	0.00501	0.00	0.19	-51.67	0.00
4-2	⎍	0.00833	0.00	0.22	-66.07	0.00
4-3	⎍	0.01311	0.00	0.24	-56.22	0.00
4-4	↤	0.03302	----	0.23	-42.18	0.01

Optical Network Tester

Support horizontal and

vertical screen switch display clear eye protection

Large font, clear display, eye protection

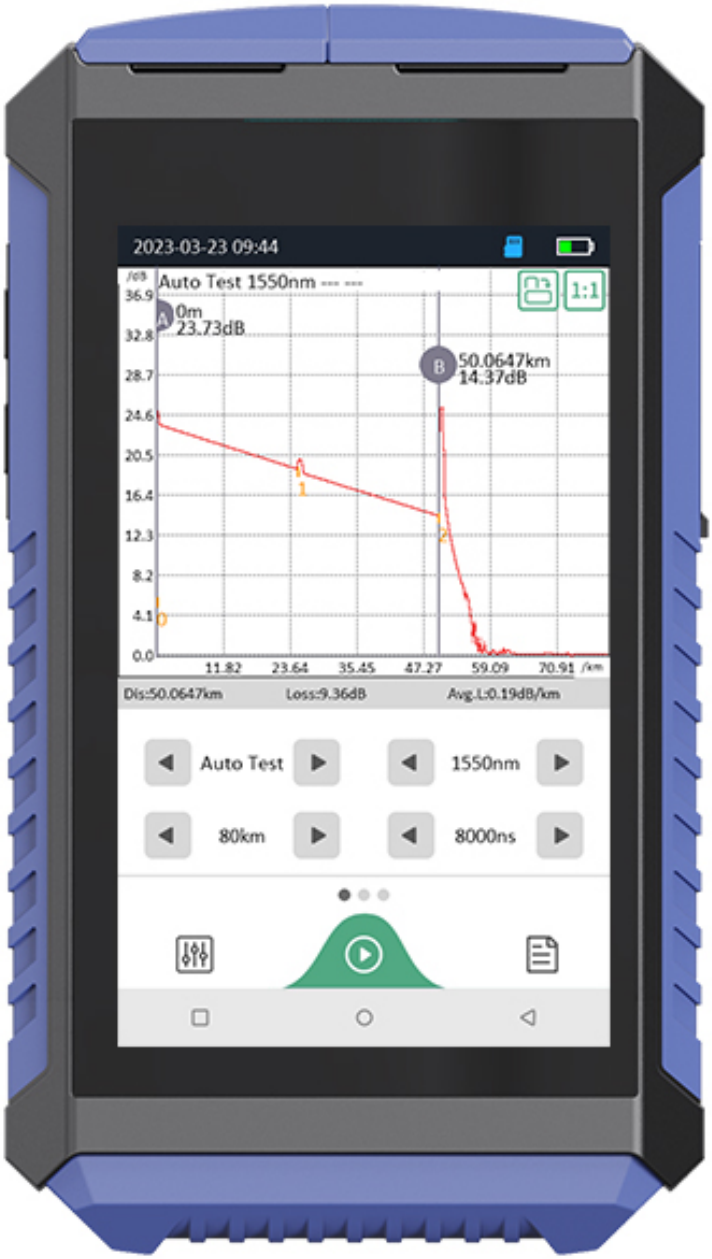
2023-03-23 09:44
Auto Test 1550nm --- ---
1:1
A
0m
23.73dB
B
50.0647km
14.37dB
36.9
32.8
28.7
24.6
20.5
16.4
12.3
8.2
4.1
0.0
11.82
23.64
35.45
47.27
59.09
70.91
Dis:50.0647km
Loss:9.36dB
Avg.L:0.19dB/km
Auto Test
1550nm
80km
8000ns

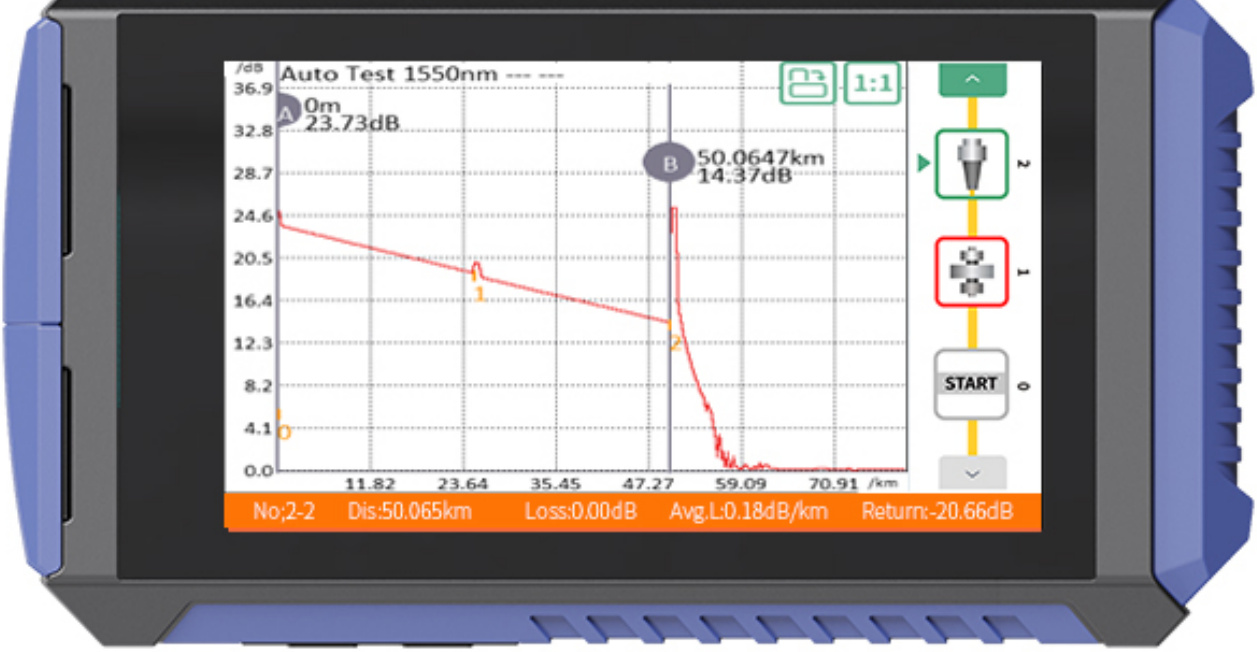
/dB
Auto Test 1550nm --- ---
A
0m
23.73dB
B
50.0647km
14.37dB
36.9
32.8
28.7
24.6
20.5
16.4
12.3
8.2
4.1
0.0
11.82
23.64
35.45
47.27
59.09
70.91
/km
0
1
2
1:1
START
No;2-2
Dis:50.065km
Loss:0.00dB
Avg.L:0.18dB/km
Return:-20.66dB

Optical Network Tester

High performance processor curves support gesture amplification

2023-03-23 09:44

Auto Test 1550n

Dis:50.0647km Loss:9.36dB Avg.L:0.19dB/km

Auto Test 1550nm

80km 8000ns

/dB
36.9
32.8
24.6
20.5
16.4
12.3
8.2
4.1
0.0
A
0m
B
0
1
2
11.82
23.64
35.45
47.27
59.09
70.91
/km

Optical Network Tester

Charging interface

power input protection

The highest pressure resistance is higher than 24V



Optical Network Tester

The screen is clearer in strong backlight mode in daylight

Suitable for a variety of different environments

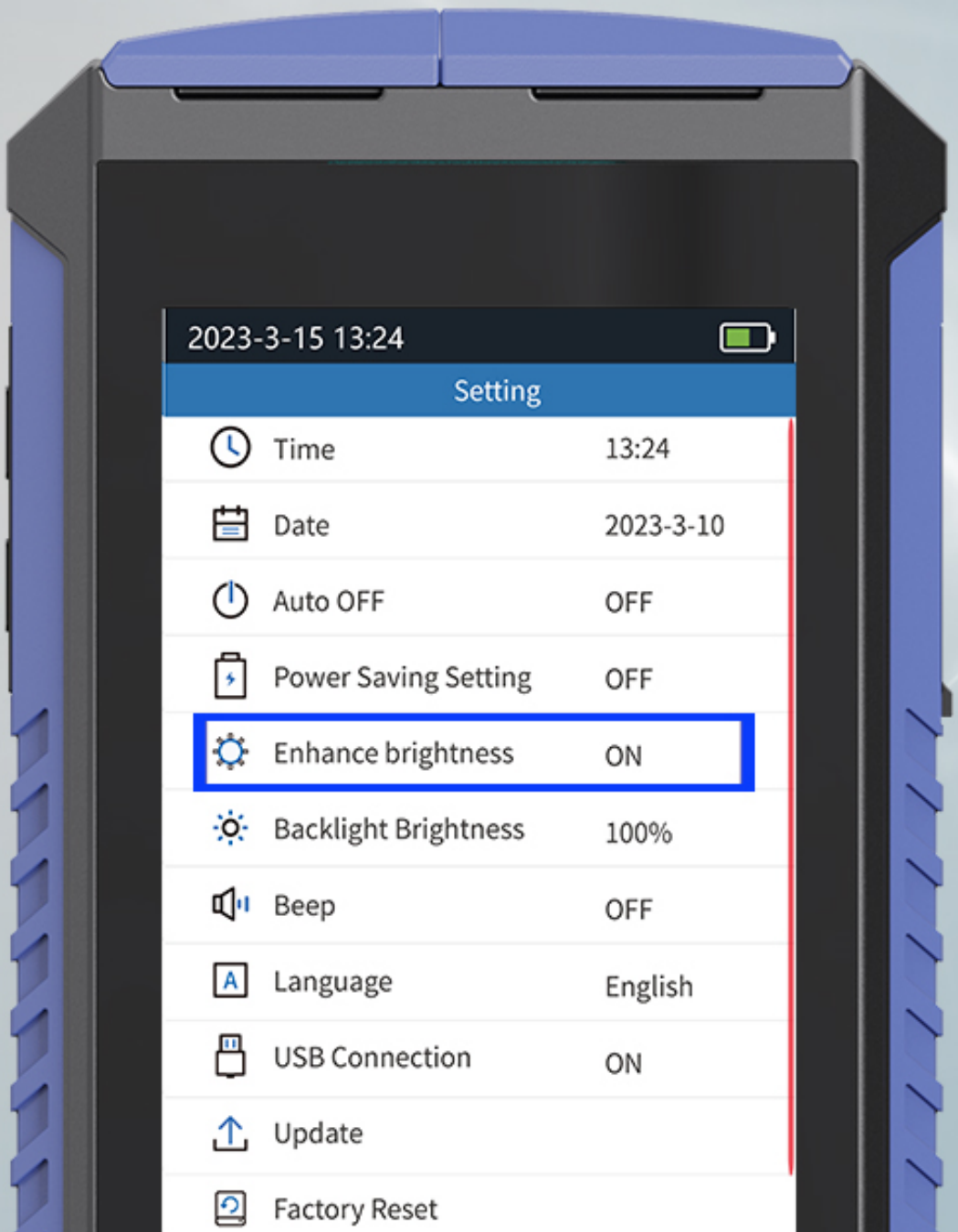

2023-3-15 13:24

Setting

Time	13:24
Date	2023-3-10
Auto OFF	OFF
Power Saving Setting	OFF
Enhance brightness	ON
Backlight Brightness	100%
Beep	OFF
Language	English
USB Connection	ON
Update	
Factory Reset	

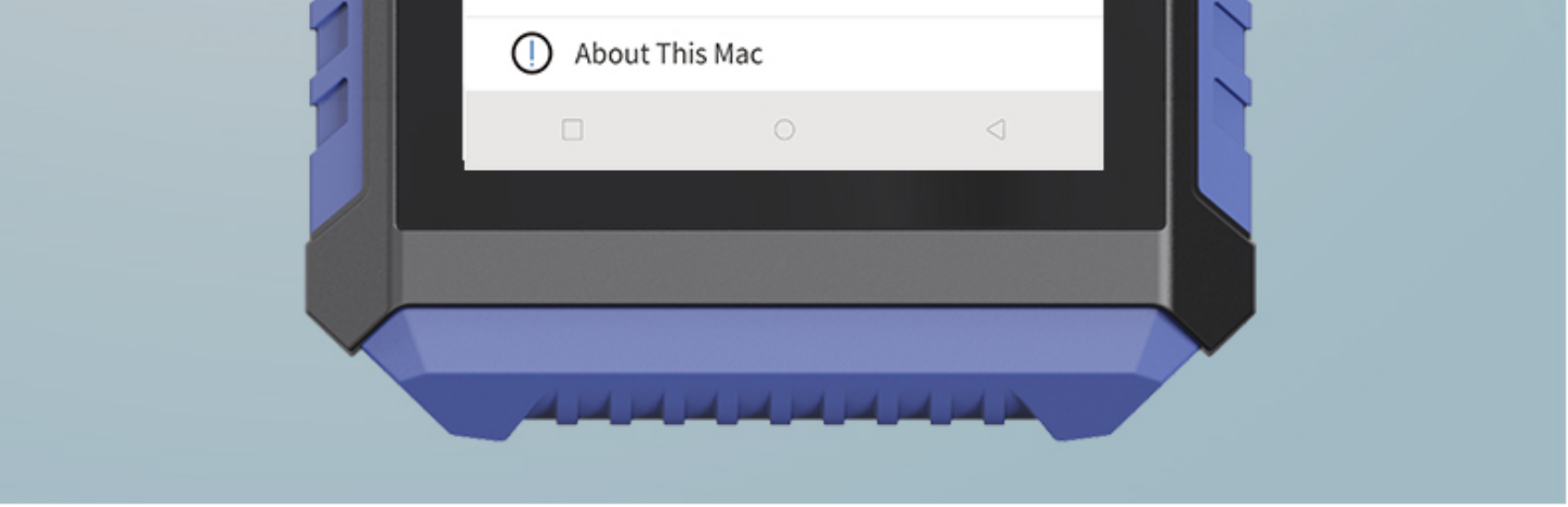
About This Mac

Optical Network Tester

Operation Video can be obtained by scanning two-dimensional code

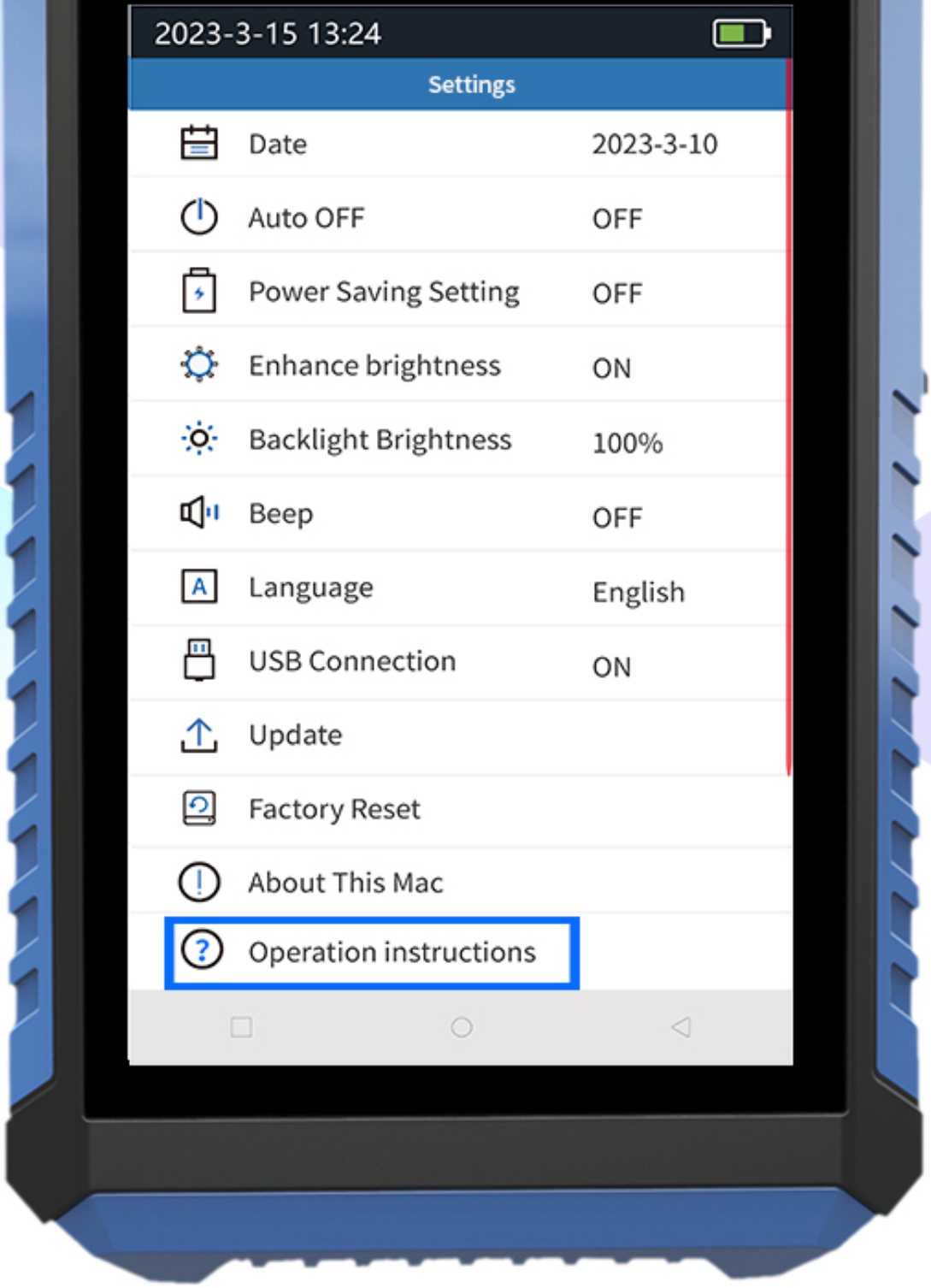

2023-3-15 13:24

Settings

Date	2023-3-10
Auto OFF	OFF
Power Saving Setting	OFF
Enhance brightness	ON
Backlight Brightness	100%
Beep	OFF
Language	English
USB Connection	ON
Update	
Factory Reset	
About This Mac	
Operation instructions	

2023-3-15 13:24
Operation instructions

Scan the code to get instructions

The page you see when you scan the code

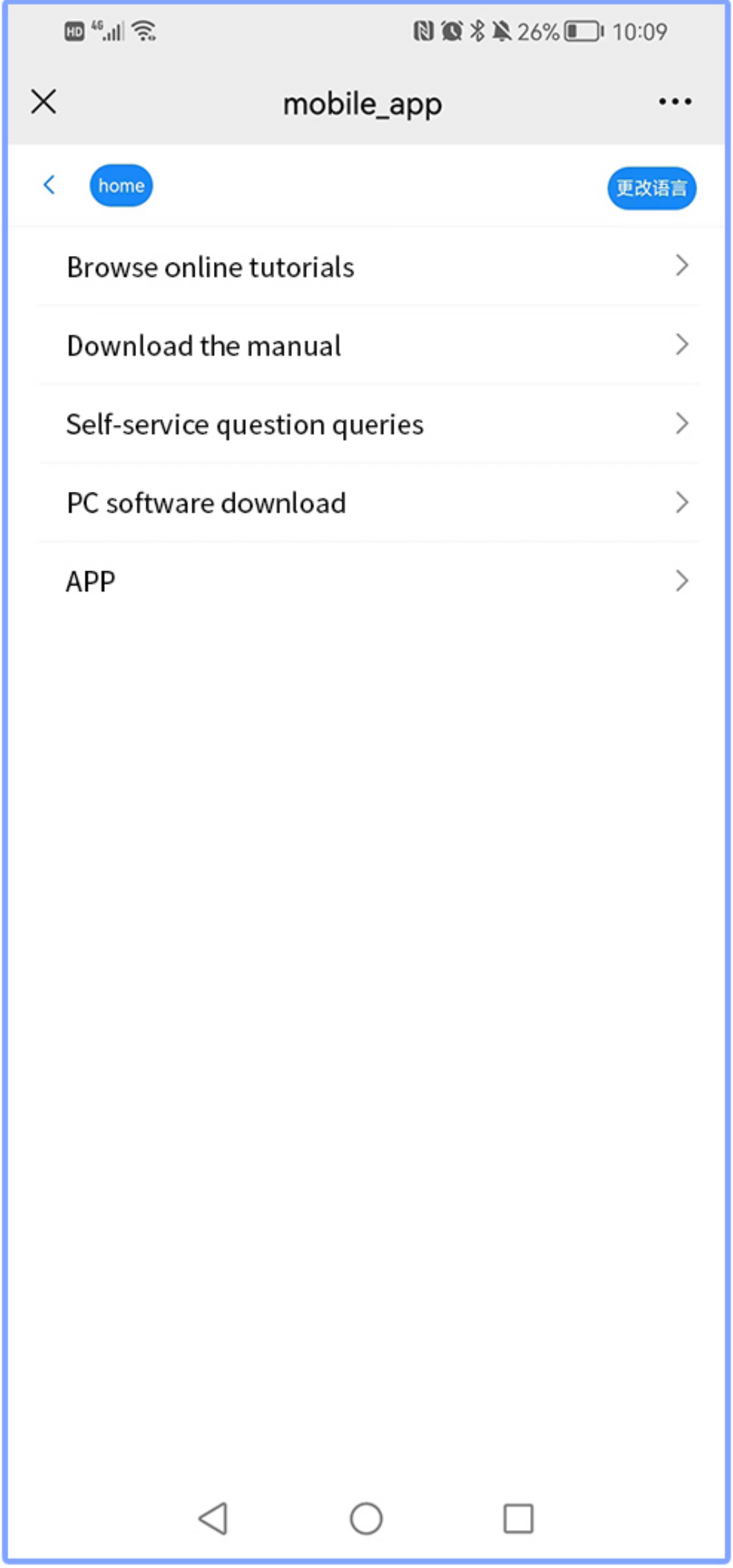

10:09
26%
mobile_app
home
更改语言

Browse online tutorials

Download the manual

Self-service question queries

PC software download

APP

Optical Network Tester

Small body big energy super long standby

It can work for a long time and work at ultra-wide temperature

About 10 hours
Standby time

About 6 hours
Continuous working hours



Optical Network Tester

SOR file batch processing

Remote software upgrade

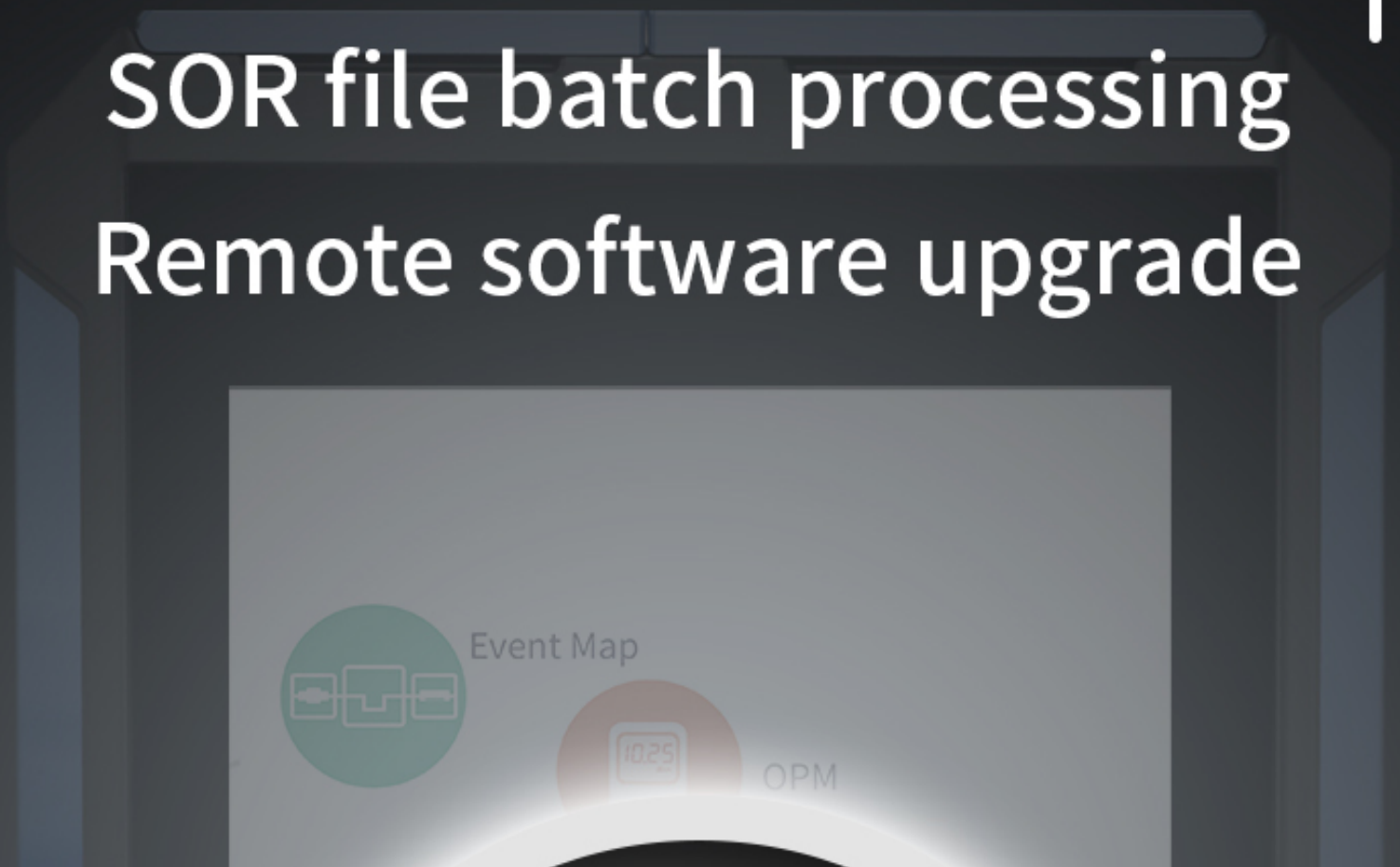
Event Map
1025
OPM



PRODUCT PARAMETERS

Model

G.652 SM

Number	F1	F2	F3	F4	D1 (No Live Test)
Wavelength	1550nm±20nm	1610nm±20nm	1625nm±20nm	1650nm±20nm	1330/1550nm
Dynamic Range	24dB	24dB	24dB	24dB	26/24dB

Event Blind Zone

1.5m

ATT Blind Zone

8m

Linearity

±0.05dB/dB

Ranging Accuracy

±(1m+Sample interval +0.005%×Test distance)

Test Range

100m/300m/500m/1.25km/2.5km/5km/10km/20km/40km/80km/125km

Pulse Width

5ns/10ns/20ns/30ns/50ns/80ns/100ns/200ns/300ns/500ns/800ns/1μs/2μs/3μs/5μs/8μs/10μs/20μs

Max Sample Points

⩾20000

Max Sample Resolution

⩽0.03m

Loss Resolution

0.01dB

Refractive Index

1.00000~2.00000

Power Supply

AC/DCadapter：input：100V～240V，50/60Hz，0.6A
output：5V，2A，Lithium battery：3.7V，4000mAh

Connector

SC/UPC or SC/APC

Note：
1550nm test capability with live: can test fiber with 1310/1490/1577nm signal (power ⩽+5dBm)
1610nm test capability with live: can test fiber with 1310/1490/1550nm signal (power ⩽0dBm)
1625nm test capability with live: can test fiber with 1310/1490/1550/1577nm signal (power ⩽0dBm)
1650nm test capability with live: can test fiber with 1310/1490/1550/1577nm signal (power ⩽+5dBm)

* The display interface of the product is mainly based on physical objects